

Waveguide Gain Horn Antenna

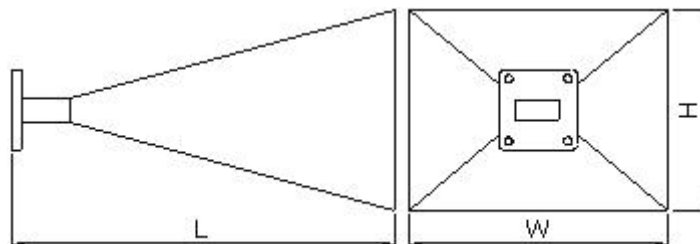
Dolph Microwave manufactures a high quality line of waveguide gain horn antennas that are linearly polarized, lightweight and corrosion resistant. It can be divided into standard gain horn antenna, wideband horn antenna, sectoral horn antenna and tripod mount horn antenna. Please call us with your specification and discuss your needs with one of our sales engineers.

Note: Wideband Gain Horn Antenna and Sectoral Horn Antennas

◆ Standard Gain Horn Antenna

Standard gain horn antenna is sorted into waveguide input, built-in coaxial input and with coaxial connector. The most common Gain values available are 10, 15, 20, 25dB. Other Gain values and Horn sizes can be designed to your requirement.

➤ Style 1 — Waveguide Input



● Specifications

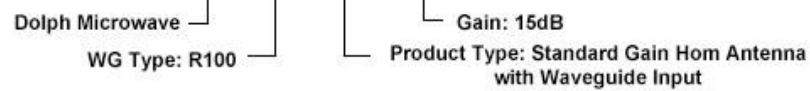
Model No	Freq Range (GHz)	Gain* (dB)	3dB Beamwidth* (Nom)	Dimensions (mm)			WG Type		Flange
				L	W	H	IEC	EIA	
DH-22SGAH15	1.72-2.61	15	30°	310	380	265	R22	WR430	FDP
DH-26SGAH15	2.17-3.30	15	30°	250	297	216	R26	WR340	FDP
DH-32SGAH15	2.60-3.95	15	30°	230	275	190	R32	WR284	FDP

DH-40SGAH15	3.22-4.90	15	30°	180	205	145	R40	WR229	FDP
DH-48SGAH15	3.94-5.99	15	30°	160	169	119	R48	WR187	FDP
DH-58SGAH15	4.64-7.05	15	30°	130	141	97	R58	WR159	FDP
DH-70SGAH15	5.38-8.17	15	30°	110	122	84	R70	WR137	FDP
DH-84SGAH15	6.57-9.99	15	30°	100	105	71	R84	WR112	FBP
DH-100SGAH15	8.20-12.40	15	30°	80	81	56	R100	WR90	FBP
DH-120SGAH15	9.84-15.0	15	30°	75	68	47	R120	WR75	FBP
DH-140SGAH15	11.9-18.0	15	30°	80	57	40	R140	WR62	FBP
DH-180SGAH15	14.5-22.0	15	30°	55	47	33	R180	WR51	FBP
DH-220SGAH15	17.6-26.7	15	30°	45	39	27	R220	WR42	FBP
DH-260SGAH15	21.7-33.0	15	30°	40	32	22	R260	WR34	FBP
DH-320SGAH15	26.5-40.0	15	30°	35	26	19	R320	WR28	FBP
DH-400SGAH15	32.9-50.1	15	30°	30	22	15.5	R400	WR22	FUGP
DH-500SGAH15	39.2-59.6	15	30°	25	19	13	R500	WR19	FUGP

**Gain and 3dB Beamwidth values have been calculated by computer simulation.*

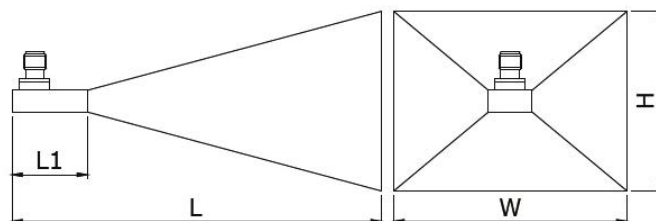
● Ordering Information

Example Part No: **DH- 100 SGAH 15**



- Flange type: Multiple types available - see Dolph Microwave Flanges page
- Finish: Corrosion protection plus black top coat

➤ Style2—Built-in Coaxial Input



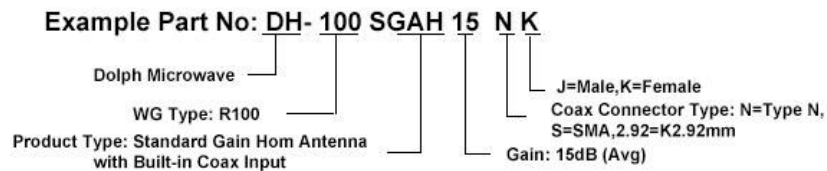
● Specifications

Model No*	Freq Range (GHz)	Gain** (dB)	3dB Beamwidth** (Nom)	Dimensions (mm)			WG Type		Connector
				L	W	H	IEC	EIA	
DH-22SGAH15N...	1.72-2.61	15	30°	360	380	265	R22	WR430	N Type
DH-26SGAH15N...	2.17-3.30	15	30°	290	297	216	R26	WR340	N Type
DH-32SGAH15N...	2.60-3.95	15	30°	255	275	190	R32	WR284	N Type
DH-40SGAH15N...	3.22-4.90	15	30°	210	205	145	R40	WR229	N Type
DH-48SGAH15N...	3.94-5.99	15	30°	195	169	119	R48	WR187	N Type
DH-58SGAH15N...	4.64-7.05	15	30°	165	141	97	R58	WR159	N Type
DH-70SGAH15N...	5.38-8.17	15	30°	145	122	84	R70	WR137	N Type
DH-84SGAH15N...	6.57-9.99	15	30°	125	105	71	R84	WR112	N Type
DH-100SGAH15N...	8.20-12.40	15	30°	105	81	56	R100	WR90	N Type
DH-120SGAH15S...	9.84-15.0	15	30°	95	68	47	R120	WR75	SMA
DH-140SGAH15S...	11.9-18.0	15	30°	100	57	40	R140	WR62	SMA
DH-180SGAH15S...	14.5-22.0	15	30°	80	47	33	R180	WR51	SMA
DH-220SGAH15S...	17.6-26.7	15	30°	75	39	27	R220	WR42	SMA
DH-260SGAH15K...	21.7-33.0	15	30°	58	32	22	R260	WR34	K2.92mm
DH-320SGAH15K...	26.5-40.0	15	30°	59	26	19	R320	WR28	K2.92mm

*Indicates Model Number. See Ordering Information for complete part number.

**Gain and 3dB Beamwidth values have been calculated by computer simulation.

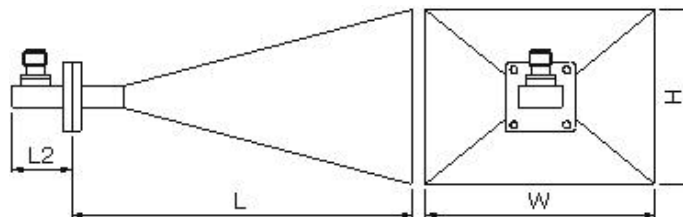
● Ordering Information



▪ Flange type: Multiple types available - see Dolph Microwave Flanges page

▪ Finish: Corrosion protection plus black top coat

➤ Style 3 — with Coaxial Connector



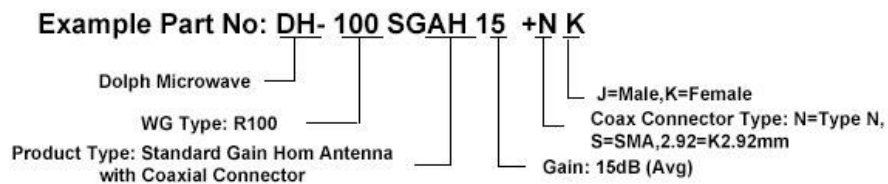
● Specifications

Model No*	Freq Range (GHz)	Gain** (dB)	3dB Beamwidth** (Nom)	Dimensions (mm)				WG Type		Connector
				L	L2	W	H	IEC	EIA	
DH-22SGAH15+N...	1.72-2.61	15	30°	410	100	380	265	R22	WR430	N Type
DH-26SGAH15+N...	2.17-3.30	15	30°	335	85	297	216	R26	WR340	N Type
DH-32SGAH15+N...	2.60-3.95	15	30°	320	90	275	190	R32	WR284	N Type
DH-40SGAH15+N...	3.22-4.90	15	30°	245	65	205	145	R40	WR229	N Type
DH-48SGAH15+N...	3.94-5.99	15	30°	214	54	169	119	R48	WR187	N Type
DH-58SGAH15+N...	4.64-7.05	15	30°	180	50	141	97	R58	WR159	N Type
DH-70SGAH15+N...	5.38-8.17	15	30°	158	48	122	84	R70	WR137	N Type
DH-84SGAH15+N...	6.57-9.99	15	30°	140	40	105	71	R84	WR112	N Type
DH-100SGAH15+N...	8.20-12.40	15	30°	115	35	81	56	R100	WR90	N Type
DH-120SGAH15+S...	9.84-15.0	15	30°	105	30	68	47	R120	WR75	SMA
DH-140SGAH15+S...	11.9-18.0	15	30°	107	27	57	40	R140	WR62	SMA
DH-180SGAH15+S...	14.5-22.0	15	30°	82	27	47	33	R180	WR51	SMA
DH-220SGAH15+S...	17.6-26.7	15	30°	70	25	39	27	R220	WR42	SMA
DH-260SGAH15+K...	21.7-33.0	15	30°	67	27	32	22	R260	WR34	K2.92mm
DH-320SGAH15+K...	26.5-40.0	15	30°	61	26	26	19	R320	WR28	K2.92mm

*Indicates Model Number. See Ordering Information for complete part number.

**Gain and 3dB Beamwidth values have been calculated by computer simulation.

● Ordering Information



▪ Flange type: Multiple types available - see Dolph Microwave Flanges page

▪ Finish: Corrosion protection plus black top coat