


Waveguide to Coaxial Adapter

➤ Waveguide to Coaxial Adapter (Right Angle)

Dolph Microwave manufactures Waveguide to Coaxial Adapters covering a full frequency range for Rectangular Waveguides, with multiple flange and coaxial connector types and configurations available. For more information, feel free to call us and discuss your needs with one of our sales engineers.



● Specifications

Model No*	Freq Range (GHz)	VSWR (Max)	Dimensions L*B*A (mm)	WGType		Flange	Material
				IEC	EIA		
DH-3WCAN...	0.32-0.49	1.25	400*384*676	R3	WR2300	FDP/FDM	Al
DH-4WCAN...	0.35-0.53	1.25	380*359*626	R4	WR2100	FDP/FDM	Al
DH-5WCAN...	0.41-0.62	1.25	350*318*546	R5	WR1800	FDP/FDM	Al
DH-6WCAN...	0.49-0.75	1.25	300*280*470	R6	WR1500	FDP/FDM	Al
DH-8WCAN...	0.64-0.98	1.25	260*235*381	R8	WR1150	FDP/FDM	Al
DH-9WCAN...	0.75-1.15	1.25	231*212*336	R9	WR975	FDP/FDM	Al
DH-12WCAN...	0.96-1.46	1.25	166*187*285	R12	WR770	FDP/FDM	Al
DH-14WCAN...	1.13-1.73	1.25	150*138*220	R14	WR650	FDP/FDM	Al
DH-18WCAN...	1.45-2.20	1.25	120*120*185	R18	WR510	FDP/FDM	Al/Cu
DH-22WCAN...	1.72-2.61	1.25	100*106*161	R22	WR430	FDP/FDM	Al/Cu
DH-26WCAN...	2.17-3.30	1.25	90*95*138	R26	WR340	FDP/FDM	Al/Cu
DH-32WCAN...	2.60-3.95	1.25	72*76*114	R32	WR284	FDP/FDM	Al/Cu
DH-40WCAN...	3.22-4.90	1.25	65*70*98	R40	WR229	FDP/FDM	Al/Cu
DH-48WCAN...	3.94-5.99	1.25	54*63*89	R48	WR187	FDP/FDM	Al/Cu
DH-58WCAN...	4.64-7.05	1.25	50*62*81	R58	WR159	FDP/FDM	Al/Cu
DH-70WCAN...	5.38-8.17	1.25	48*49*68	R70	WR137	FDP/FDM	Al/Cu
DH-84WCAN...	6.57-9.99	1.25	40*48*48	R84	WR112	FBP/FBM/FBE	Al/Cu
DH-100WCAN...	8.20-12.4	1.25	38*41*41	R100	WR90	FBP/FBM/FBE	Al/Cu

DH-120WCAN...	9.84-15.0	1.25	30*38*38	R120	WR75	FBP/FBM/FBE	Al/Cu
H-140WCAN...	11.9-18.0	1.25	27*33*33	R140	WR62	FBP/FBM/FBE	Al/Cu
DH-180WCAN...	14.5-22.0	1.25	27*30*30	R180	WR51	FBP/FBM/FBE	Al/Cu

*Indicates Model Number. See Ordering Information for complete part number.

● Ordering Information



- Flange type: Multiple types available - see Technical Reference page
- Finish: Corrosion protection plus black/grey top coat
Standard unit provided not sealed pressure tight unless otherwise specified

➤ **SMA Waveguide to Coaxial Adapters**

● **Specifications**

Model No*	Freq Range (GHz)	VSWR (Max)	Dimensions L*B*A (mm)	WGType		Flange	Material
				IEC	EIA		
DH-100WCAS...	8.20-12.4	1.25	38*41*41	R100	WR90	FBP/FBM/FBE	Al/Cu
DH-120WCAS...	9.84-15.0	1.25	30*38*38	R120	WR75	FBP/FBM/FBE	Al/Cu
DH-140WCAS...	11.9-18.0	1.25	27*33*33	R140	WR62	FBP/FBM/FBE	Al/Cu
DH-180WCAS...	14.5-22.0	1.25	27*30*30	R180	WR51	FBP/FBM/FBE	Al/Cu
DH-220WCAS...	17.6-26.7	1.40	25*22*22	R220	WR42	FBP/FBM/FBE	Al/Cu
DH-320WCAS...	26.3-40.0	1.50	25*19*19	R320	WR28	FBP/FBM/FBE	Al/Cu

*Indicates Model Number. See Ordering Information for complete part number.

● **Ordering Information**

Example Part No: **DH- 100 WCA S K P C**

Dolph Microwave ———
 WG Type: R100 ———
 Product Type: WG To Coaxial Adapter ———

Material: A=Aluminum C=Copper
 Flange Type: P=FBP100
 J=Male, K=Female
 Coax Connector Type: N=Type
 N,S=SMA, 2.92=K2.92mm, 2.4=2.4mm. TNC=TNC

- Flange type: Multiple types available - see Dolph Microwave Flanges page
- Finish: Corrosion protection plus black top coat
- Standard unit provided not sealed pressure tight unless otherwise specified

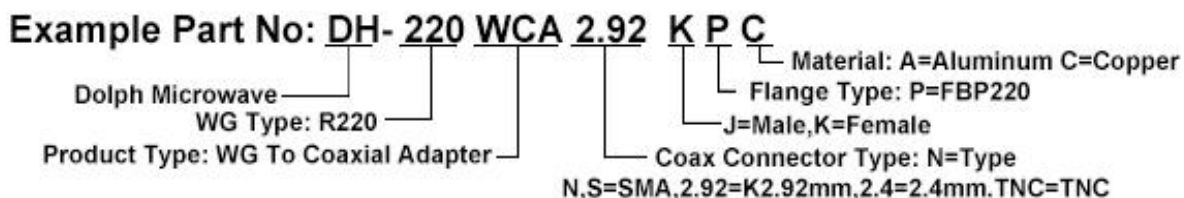
➤ **K2.92mm Waveguide to Coaxial Adapters**

● **Specifications**

Model No*	Freq Range (GHz)	VSWR (Max)	Dimensions L*B*A (mm)	WG Type		Flange	Material
				IEC	EIA		
DH-220WCA2.92...	17.6-26.7	1.35	33*22*22	R220	WR42	FBP/FBM/FBE	Al/Cu
DH-260WCA2.92...	21.7-33.0	1.35	27*21*21	R260	WR34	FBP/FBM/FBE	Al/Cu
DH-320WCA2.92...	26.3-40.0	1.25	25*19*19	R320	WR28	FBP/FBM/FBE	Al/Cu
DH-400WCA2.92...	33.0-50.0	1.80	31*28.6*28.6	R400	WR22	FUGP	Cu

*Indicates Model Number. See Ordering Information for complete part number.

● Ordering Information



- Flange type: Multiple types available - see Dolph Microwave Flanges page
- Finish: Corrosion protection plus black top coat
- Standard unit provided not sealed pressure tight unless otherwise specified.

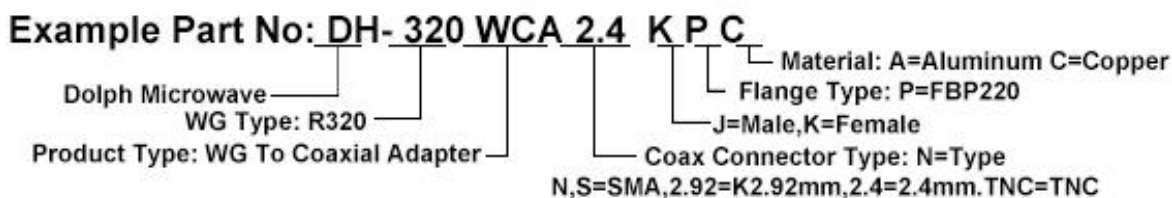
➤ 2.4mm Waveguide to Coaxial Adapters

● Specifications

Model No*	Freq Range (GHz)	VSWR (Max)	Dimensions L*B*A (mm)	WG Type		Flange	Material
				IEC	EIA		
DH-220WCA2.4...	17.6-26.7	1.35	36*22*22	R220	WR42	FBP/FBM/FBE	Al/Cu
DH-260WCA2.4...	21.7-33.0	1.35	27*21*21	R260	WR34	FBP/FBM/FBE	Al/Cu
DH-320WCA2.4...	26.3-40.0	1.35	25*19*19	R320	WR28	FBP/FBM/FBE	Al/Cu
DH-400WCA2.4...	33.0-50.0	1.50	25*28.6*28.6	R400	WR22	FUGP	Cu

*Indicates Model Number. See Ordering Information for complete part number.

● Ordering Information



- Flange type: Multiple types available - see Dolph Microwave Flanges page
- Finish: Corrosion protection plus black top coat
- Standard unit provided not sealed pressure tight unless otherwise specified.

➤ **1.85mm Waveguide to Coaxial Adapters**

● **Specifications**

Model No*	Freq Range (GHz)	VSWR (Max)	Dimensions L*B*A (mm)	WGType		Flange	Material
				IEC	EIA		
DH-400WCA1.85...	33-50	1.50	27*28.6*28.6	R400	WR22	FUGP	Cu
DH-500WCA1.85...	40-60	1.50	27*28.6*28.6	R500	WR19	FUGP	Cu
DH-620WCA1.85...	55-65	1.80	30*19.1*19.1	R620	WR15	FUGP	Cu
DH-740WCA1.85...	55-65	1.80	28*28.6*28.6	R740	WR12	FUGP	Cu

*Indicates Model Number. See Ordering Information for complete part number.

● **Ordering Information**

Example Part No: DH-320 WCA 1.85 K P C


Dolph Microwave ———
 WG Type: R320 ———
 Product Type: WG To Coaxial Adapter ———

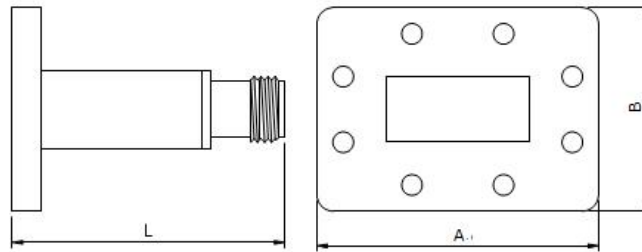
Material: A=Aluminum C=Copper
 Flange Type: P=FBP220
 J=Male, K=Female
 Coax Connector Type: N=Type
 N,S=SMA, 2.92=K2.92mm, 2.4=2.4mm. TNC=TNC
 1.85=1.85mm

- Flange type: Multiple types available - see Dolph Microwave Flanges page
- Finish: Corrosion protection plus black top coat
- Standard unit provided not sealed pressure tight unless otherwise specified.

➤ **Waveguide to Coaxial Adapter (End-launch)**

Dolph Microwave manufactures End-launch Waveguide to Coaxial Adapters covering a full frequency range for Rectangular Waveguides, with multiple flange and coaxial connector types and configurations available. For more information feel free to call us and discuss your needs with one of our sales engineers.





● **Specifications**

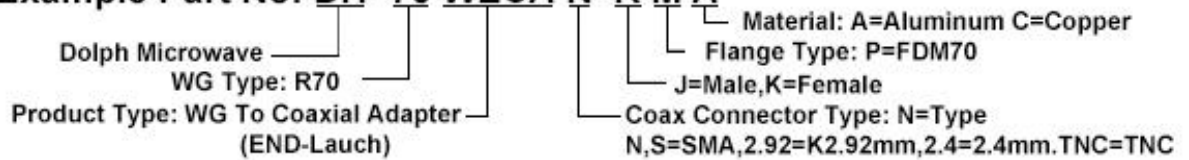
Model No*	Freq Range (GHz)	VSWR (Max)	Connector Type	Dimensions L*B*A (mm)	WG Type		Flange	Material
					IEC	EIA		
DH-22WECAN...	1.72-2.61	1.25	N	128.7*106*161	R22	WR430	FDP/FDM	Al/Cu
DH-22WECAS...	1.72-2.61	1.25	SMA	113.4*106*161	R22	WR430	FDP/FDM	Al/Cu
DH-26WECAN...	2.17-3.30	1.25	N	118.7*95*138	R26	WR340	FDP/FDM	Al/Cu
DH-32WECAN...	2.60-3.95	1.25	N	108.7*76*114	R32	WR284	FDP/FDM	Al/Cu
DH-40WECAN...	3.22-4.90	1.25	N	94.7*70*98	R40	WR229	FDP/FDM	Al/Cu
DH-48WECAN...	3.94-5.99	1.25	N	74.7*63*89	R48	WR187	FDP/FDM	Al/Cu
DH-48WECAS...	3.94-5.99	1.25	SMA	78.4*63*89	R48	WR187	FDP/FDM	Al/Cu
DH-58WECAN...	4.64-7.05	1.25	N	72.4*62*81	R58	WR159	FDP/FDM	Al/Cu
DH-70WECAN...	5.38-8.17	1.25	N	68.8*49*68	R70	WR137	DP/FDM	Al/Cu
DH-84WECAN...	6.57-9.99	1.25	N	58.8*48*48	R84	WR112	FBP/FBM/FBE	Al/Cu
DH-84WECAS...	6.57-9.99	1.25	SMA	49.5*48*48	R84	WR112	FBP/FBM/FBE	Al/Cu
DH-100WECAN...	8.20-12.40	1.25	N	49.3*41*41	R100	WR90	FBP/FBM/FBE	Al/Cu
DH-100WECAS...	8.20-12.40	1.25	SMA	40*41*41	R100	WR90	FBP/FBM/FBE	Al/Cu
DH-120WECAN...	9.84-15.0	1.25	N	46.3*38*38	R120	WR75	FBP/FBM/FBE	Al/Cu
DH-120WECAS...	9.84-15.0	1.25	SMA	37*38*38	R120	WR75	FBP/FBM/FBE	Al/Cu
DH-140WECAN...	11.9-18.0	1.25	N	43.3*33*33	R140	WR62	FBP/FBM/FBE	Al/Cu
DH-140WECAS...	11.9-18.0	1.25	SMA	34*33*33	R140	WR62	FBP/FBM/FBE	Al/Cu
DH-220WECAS...	17.6-26.7	1.50	SMA	26.5*22*22	R220	WR42	FBP/FBM/FBE	Al/Cu
DH-220WECAK...	17.6-26.7	1.50	K2.92mm	27.8*22*22	R220	WR42	FBP/FBM/FBE	Al/Cu
DH-260WECAS...	21.7-33.0	1.50	SMA	26.1*21*21	R260	WR34	FBP/FBM/FBE	Al/Cu
DH-260WECAK...	21.7-33.0	1.50	K2.92mm	29*21*21	R260	WR34	FBP/FBM/FBE	Al/Cu
DH-320WECAS...	26.3-40.0	1.50	SMA	25.9*19*19	R320	WR28	FBP/FBM/FBE	Al/Cu
DH-320WECAK...	26.3-40.0	1.50	K2.92mm	28.9*19*19	R320	WR28	FBP/FBM/FBE	Al/Cu

DH-400WECAV...	33.0-50.0	1.50	V2.4mm	19*28.6*28.6	R400	WR22	FUGP	Cu
DH-620WECA1.85	50.0-67.0	1.80	1.85mm	17.65*19.1*19.1	R620	WR19	FUGP	Cu

*Indicates Model Number. See Ordering Information for complete part number.

● **Ordering Information**

Example Part No: DH- 70 WECA N K M A



- Flange type: Multiple types available - see Dolph Microwave Flanges page
- Finish: Corrosion protection plus black top coat
- Standard unit provided not sealed pressure tight unless otherwise specified.